

PERI Rental Criteria

Formlining



Contact

PERI GmbH
Formwork Scaffolding
Engineering
 P.O. Box 1264
 89259 Weissenhorn, Germany
 Phone +49 (0) 7309.950-0
 Fax +49 (0) 7309.951-0
 rental-criteria@peri.de









Content	page
Plywood damages	2
Polypropylene damages	8
Glossary	13

Changes made	Date Initial	page
New version	09/2015 fw	
Anchor hole and corner damages added	08/2019 fw	6
Polypropylene damages added	10/2019 fw	
Polyamid Anchor Sleeve added	08/2021 fw	7
Permitted discs and stripes each m ² removed	03/2022 fw	

PERI Rental Criteria

Formlining



Plywood damages	Description	Instruction	Billing Condition	Type
	<p>Small damages < 1 mm</p>			
	<p>Notches, scratches > 1 mm</p>	 <p>For the period of plywood shortage, the optical criteria of max. amount of discs / m² is suspended. In order to save plywood the surface repair needs to be used to the maximum possible extend which is acceptable in your market.</p>	 <ul style="list-style-type: none"> 088029 (Ø 40) 088030 (Ø 60) 088021 (Ø 137) 088200(120) 088034 (200) 	

PERI Rental Criteria

Formlining



Plywood damages	Description	Instruction	Billing Condition	Type
-----------------	-------------	-------------	-------------------	------



Nail holes from the front



Nail holes from the back



For the period of plywood shortage, the optical criteria of max. amount of discs / m² is suspended. In order to save plywood the surface repair needs to be used to the maximum possible extend which is acceptable in your market.



- 088029 (Ø 40)
- 088030 (Ø 60)
- 088021 (Ø 137)
- 088200(120)
- 088034 (200)



PERI Rental Criteria

Formlining



Plywood damages	Description	Instruction	Billing Condition	Type
-----------------	-------------	-------------	-------------------	------



Damage caused by vibrator



For the period of plywood shortage, the optical criteria of max. amount of discs / m² is suspended. In order to save plywood the surface repair needs to be used to the maximum possible extend which is acceptable in your market.



- 088029 (Ø 40)
- 088030 (Ø 60)
- 088021 (Ø 137)
- 088200(120)
- 088034 (200)



Holes

- ≤ Ø 35 mm
- > Ø 35 mm



For the period of plywood shortage, the optical criteria of max. amount of discs / m² is suspended. In order to save plywood the surface repair needs to be used to the maximum possible extend which is acceptable in your market.



- 088029 (Ø 40)
- 088030 (Ø 60)
- 088021 (Ø 137)
- 088200(120)
- 088034 (200)











For the period of plywood shortage, the optical criteria of max. amount of discs / m² is suspended. In order to save plywood the surface repair needs to be used to the maximum possible extend which is acceptable in your market.



PERI Rental Criteria

Formlining











Plywood damages	Description	Instruction	Billing Condition	Type
	<p>Damage affected by heat</p>			
	<p>Non cleanable soiling</p>	<p>  Clean with brush + water combination </p>		

PERI Rental Criteria

Formlining



Plywood damages	Description	Instruction	Billing Condition	Type
	<p>Damage around the anchor hole</p>	 088313		
	<p>Damage at the corner</p>	 088314		

PERI Rental Criteria

Formlining



Plywood damages	Description	Instruction	Billing Condition	Type
-----------------	-------------	-------------	-------------------	------



Polyamid anchor sleeve



Polypropylene damages









The following criteria are valid for following polypropylene formlining

- Alkus
- Szabo
- ROBU

PERI Rental Criteria

Formlining














Polypropylene damages	Description	Instruction	Billing Condition	Type
	<p>Slight scratches</p> <ul style="list-style-type: none"> Scratches can be removed by a scraper 			
	<p>Deep scratches</p>			

PERI Rental Criteria

Formlining











Polypropylene damages	Description	Instruction	Billing Condition	Type
	<p>Slight soiling</p>			
	<p>Strong soiling (no usage of PERI Clean)</p> <ul style="list-style-type: none"> ■ If removable with standard cleaning methods ■ Or if not removable 	 	 	 

PERI Rental Criteria

Formlining














Polypropylene damages	Description	Instruction	Billing Condition	Type
	<p>Anchor hole soiled with concrete</p>			
	<p>Usage of non conform release agents (Diesel, etc.)</p>			

PERI Rental Criteria

Formlining




















Polypropylene damages	Description	Instruction	Billing Condition	Type
	Concrete vibrator damages			
	<ul style="list-style-type: none"> ■ ≤ 1 mm depth 			
	<ul style="list-style-type: none"> ■ Or > 1 mm depth (repair possible) 			
	Nail holes			
				

PERI Rental Criteria

Glossary Icons



Icon	Significance	Icon	Significance	Icon	Significance
	Not Ok– material is scrap		Billing necessary (customer)		Optical damage
	OK– material stays in rental park		No Billing necessary		Functional damage
	Scrap material– it's not permitted to hand out the material because of safety aspects		Shorten material		Functional damage— it's not permitted to hand out the material
	Repair according to instruction		Mark material		Static damage— it's not permitted to hand out the material
	Fix material cold—Afterwards check weld seams and bordering components		Replace damaged material		
	Repair after local economic efficiency calculation		Replace missing material		
	Clean material				